



SP 625 EC Dual Head Liquid

The pumps listed on this data sheet represent a cross-section of the large number of possibilities for each pump type. Based on our modular pump design, all pumps can be customised exactly to meet the needs of your application - within days and at standard pricing. Please contact us for details.



SP 625 EC-LC-DUp-L

Product Features

- Chemical resistant versions available
- Small size and low weight
- Suitable for any mounting orientation
- Oil-free, maintenance-free
- Self-priming
- Low vibration and sound level

Typical Applications

- Fuel cells
- Kidney dialysis
- Laboratory analysis
- Pipetting
- Cleaning and disinfection
- Inkjet printing



SP 625 EC Dual Head Liquid

TYPE	SP 625 EC-LC-DUp-L	
Operating Voltage [Vdc]	12	24
Art. No.	7s57316	7s57317
max. Nominal Current [mA]	1300	700
PERFORMANCE		
max. Flow [ml/min]	1400	1400
max. Pressure [m H ₂ O]	15	15
max. Suction Height [m H ₂ O]	-9	-9
max. Vacuum (dry) [mbar]	-600	-600
MOTOR		
Standard Motor	iron core	
Standard Bearings	sintered and ball bearings	
Motor Connection	soldering lugs / flat connectors	
Optional Motor	n/a	
Optional Bearings	n/a	
MATERIALS		
Standard Pump Head	PPS	
Optional Pump Head	customer specific (upon request)	
Standard Diaphragm	EPDM	
Optional Diaphragm	FKM / FFKM / PTFE	
Standard Valves	EPDM	
Optional Valves	FKM / FFKM / customer specific (upon request)	
Standard Gaskets	EPDM	
Optional Gaskets	FKM / FFKM / customer specific (upon request)	
HYDRAULIC CONNECTION		
Standard Connectors	barbed connectors	
Optional Connectors	n/a	
DIMENSIONS + WEIGHT		
Dimensions [mm] W x H x L	31 x 69,1 x 90,5	
Weight [g]	250	

Flow values are subject to the standard conditions specified in DIN 1343. The use of other materials may cause deviations in performance values.

The technical data shown on this data sheet represents the typical mean values achieved by the products in our standard testing procedure.

All data provided is for information only and does not represent production values.

Standard products are subject to change without notice.

12.06.2021

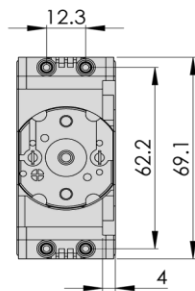
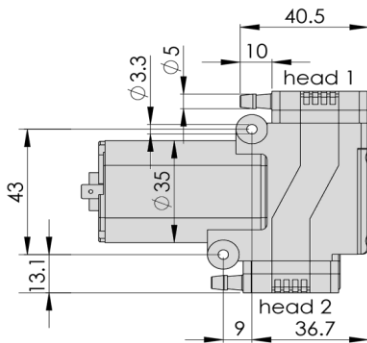


SP 625 EC Dual Head Liquid

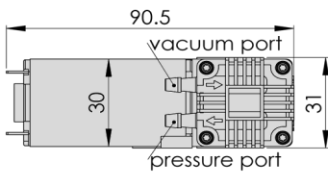
PERFORMANCE DIAGRAM | SP 625 EC-LC-DUp-L



DRAWING | SP 625 EC-LC-DUp-L



Drawing shows standard orientation of pneumatic connectors.
(3 alternative orientations possible)



3D CAD Data:

- ▶ Download STEP
- ▶ Download IGES

You can also download the 3D CAD files from the SP website:

▶ www.schwarzer.com/download

All data provided is for information only and does not represent production values.

Standard products are subject to change without notice.

12.06.2021