



The pumps listed on this data sheet represent a cross-section of the large number of possibilities for each pump type. Based on our modular pump design, all pumps can be customised exactly to meet the needs of your application - within days and at standard pricing. Please contact us for details.



SP 625 EC-LC-DV
SP 625 EC-LC-VD

Product Features

- Vacuum or pressure optimised design
- High efficiency and durable design
- Small size and low weight
- Low vibration and sound level
- Suitable for any mounting orientation
- Oil-free, maintenance-free, leak-tight

Typical Applications

- Exhaust and flue gas analysis
- Auto samplers
- Blood pressure monitoring
- Chromatography
- Dental vacuum
- Gas analysis
- Anaesthesia monitoring



TYPE	SP 625 EC-LC-DV		SP 625 EC-LC-VD	
	pressure optimised		vacuum optimised	
Operating Voltage [Vdc]	12	24	12	24
Art. No.	7s57276	7s57277	7s57278	7s57279
max. Nominal Current [mA]	900	500	900	500
PERFORMANCE				
max. Flow [l/min]	6,0	6,0	6,0	6,0
max. Pressure [bar]	1,8	1,8	-	-
max. Vacuum [mbar]	-650	-650	-750	-750
MOTOR				
Standard Motor	iron core			
Standard Bearings	sintered and ball bearings			
Motor Connection	soldering lugs			
Optional Motor	n/a			
Optional Bearings	sintered bearings			
MATERIALS				
Standard Pump Head	PPS			
Optional Pump Head	customer specific (upon request)			
Standard Diaphragm	EPDM			
Optional Diaphragm	FKM / FFKM / PTFE			
Standard Valves	EPDM			
Optional Valves	FKM / FFKM / customer specific (upon request)			
Standard Gaskets	EPDM			
Optional Gaskets	FKM / FFKM / customer specific (upon request)			
PNEUMATIC CONNECTION				
Standard Connectors	barbed connectors			
Optional Connectors	n/a			
DIMENSIONS + WEIGHT				
Dimensions [mm] W x H x L	31 x 55 x 83			
Weight [g]	220			

Flow values are subject to the standard conditions specified in DIN 1343. The use of other materials may cause deviations in performance values.

The technical data shown on this data sheet represents the typical mean values achieved by the products in our standard testing procedure.

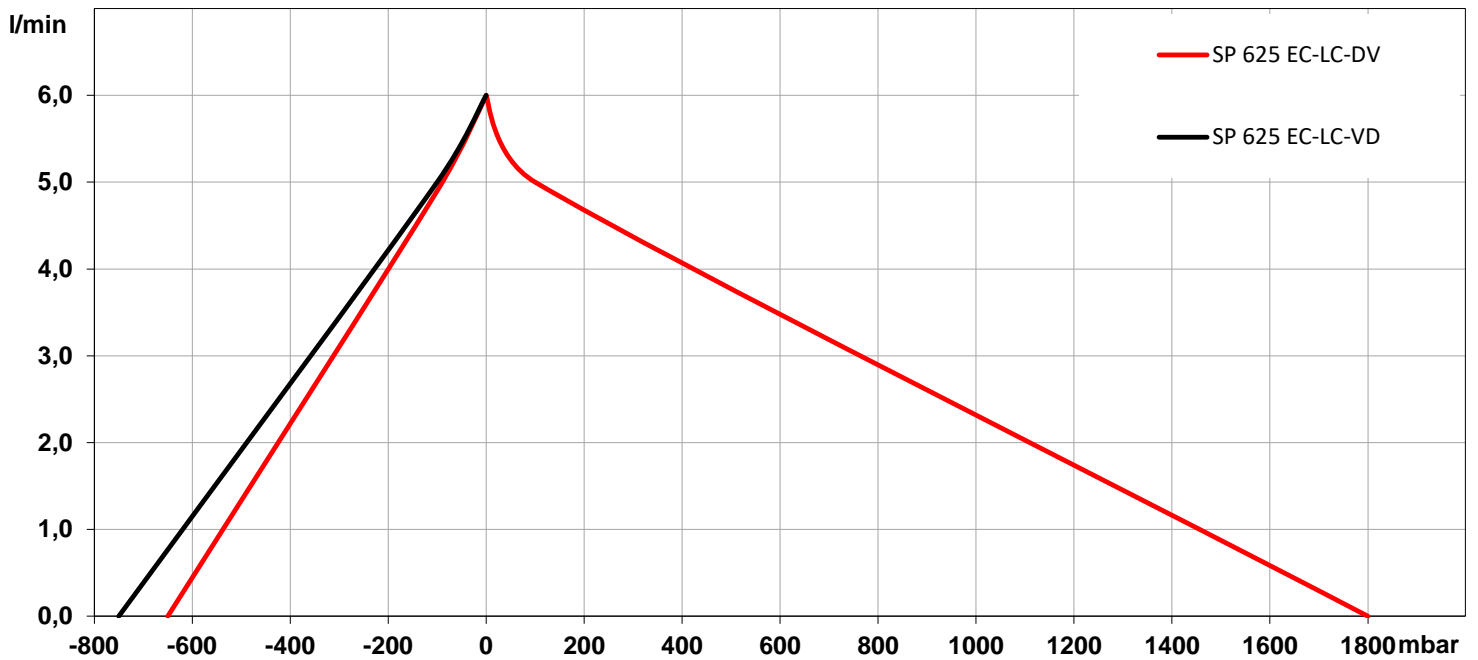
All data provided is for information only and does not represent production values.

Standard products are subject to change without notice.

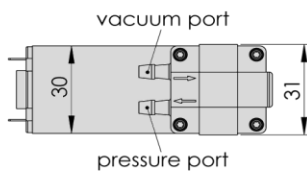
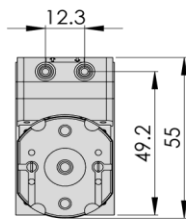
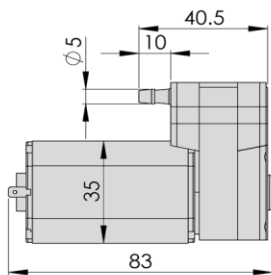
26.05.2021



PERFORMANCE DIAGRAM | SP 625 EC-LC-DV • SP 625 EC-LC-VD



DRAWING | SP 625 EC-LC-DV • SP 625 EC-LC-VD



Drawing shows standard orientation of pneumatic connectors.
(3 alternative orientations possible)

3D CAD Data:

- ▶ Download STEP
- ▶ Download IGES

You can also download the 3D CAD files from the SP website:
▶ www.schwarzer.com/download

All data provided is for information only and does not represent production values.
Standard products are subject to change without notice.

26.05.2021